

**What's New**

Document version: 1.0 – 2015-09-22

**CUSTOMER**

# What's New in SAP Business One 9.2



---

# Document History

The following table provides an overview of the most important document changes.


Table 1

Version	Date	Description
1.0	2015-09-22	First version.

---

# Content

<b>1</b>	<b>SAP Business One: What's New in 9.2</b>	<b>5</b>
<b>2</b>	<b>Administration</b>	<b>6</b>
<b>3</b>	<b>Financials</b>	<b>8</b>
<b>4</b>	<b>Sales and Purchasing</b>	<b>10</b>
<b>5</b>	<b>Business Partners</b>	<b>11</b>
<b>6</b>	<b>Banking</b>	<b>12</b>
<b>7</b>	<b>Inventory</b>	<b>13</b>
<b>8</b>	<b>MRP and Production</b>	<b>14</b>
<b>9</b>	<b>Service</b>	<b>15</b>
<b>10</b>	<b>Human Resources</b>	<b>16</b>
<b>11</b>	<b>Project Management</b>	<b>17</b>
<b>12</b>	<b>Infrastructure</b>	<b>18</b>
<b>13</b>	<b>Lifecycle Management</b>	<b>20</b>
<b>14</b>	<b>Licensing</b>	<b>21</b>
<b>15</b>	<b>Implementation Tools</b>	<b>22</b>
<b>16</b>	<b>Extensibility</b>	<b>23</b>
16.1	Software Development Kit (SDK)	23
16.2	User-Defined Tables (UDT) and User-Defined Fields (UDF)	23
16.3	User-Defined Objects (UDO)	24
16.4	Remote Support Platform for SAP Business One (RSP)	24



---

# 1 SAP Business One: What's New in 9.2

This document briefly describes major functional enhancements and modifications implemented in SAP Business One 9.2.

## **i** Note

For the most up-to-date information, see SAP Note [2172820](#). This is a collective, central SAP Note for SAP Business One 9.2.

To access SAP Notes:

1. In your Web browser address bar, enter the following URL: [service.sap.com/smb/sbocustomer](https://service.sap.com/smb/sbocustomer)
2. From the menu at the top, click *Get Support*.

## 2 Administration

Table 2: Administration

Feature	Description
Import from Excel	<p>You can now import the following data types from Microsoft Excel into SAP Business One:</p> <ul style="list-style-type: none"> <li>• Price lists</li> <li>• Business partner catalog numbers</li> </ul>
Logon	<p>A message is now displayed if you try to log on to the SAP Business One client using a user code which is already logged on. You can either cancel your logon or confirm your logon (which will lock out the other user using this user code).</p>
Approval Procedure	<p>You can set documents to go through an approval procedure upon update if the document was not generated upon approval.</p> <p>For example, if a document was generated without approval and a user subject to approval attempts to make updates to this document, an approval procedure is initiated. These updates need to be approved before being added to the document.</p>
Alternative Keyboard Usage	<p>You can now use the <b>Enter</b> key in the numeric keypad as the <b>Tab</b> key to move between fields for faster data entry.</p> <p>The <b>Dot</b> key in the numeric keypad can be used as the separator you defined on the <i>Display</i> tab in the <i>General Settings</i> window.</p> <p>You can disable the document operations (<i>Add, Update, OK</i>) by the main <b>Enter</b> key.</p>
Data Ownership	<p>In SAP Business One 9.2, the range of data ownership management has been extended to business partners.</p> <p>This enhancement provides the ability to restrict access to the following:</p> <ul style="list-style-type: none"> <li>• Business Partner Master Data</li> <li>• Documents using business partners with owners</li> </ul> <p>With the enhancement, you can manage data ownership with the following methods:</p> <ul style="list-style-type: none"> <li>• Document Only: Permissions are defined per document</li> <li>• Business Partner Only: Permissions to documents are decided by whether users have permission to the business partner used in the documents.</li> <li>• Business Partner and Document: <ul style="list-style-type: none"> <li>◦ When business partners have owners, permissions to documents are decided by whether users have permission to the business partner used in the documents.</li> </ul> </li> </ul>

---

Feature	Description
	<ul style="list-style-type: none"><li>◦ When business partners have no owner, permissions are decided per document.</li></ul>

# 3 Financials

Table 3: Financials

Feature	Description
Fixed Assets	<p>To improve the efficiency of managing fixed assets, SAP Business One 9.2 introduces the virtual asset concept.</p> <p>When your company purchases identical fixed assets in large quantities, using this function can free you from manually entering large amounts of repeated information.</p> <p>After adding an A/P invoice to purchase a certain amount of a virtual asset, SAP Business One automatically creates the same amount of asset master data records for you.</p>
Align Posting of Marketing Document Lines with Journal Entry Lines	<p>SAP Business One 9.2 provides you with the option of splitting journal entry postings by their origin document lines.</p> <p>When you choose this option, document lines posted to the same G/L account are not consolidated into one journal entry line; each journal entry line has a reference number that can trace back to the origin document line. This function provides strong support for tax auditing.</p>
Accounting Enhancements According to IFRS	<p>According to the International Financial Reporting Standards, SAP Business One 9.2 has been enhanced by the following functions:</p> <ul style="list-style-type: none"> <li> <p>Activation of the Shipped Goods Account</p> <p>For perpetual inventory companies, the Shipped Goods Account is enabled. When the delivery of goods and the issue of invoices occur in different financial periods, this account is used for postings instead of the COGS account.</p> <div data-bbox="587 1384 1359 1563" style="background-color: #fff9c4; padding: 5px;"> <p><b>i Note</b></p> <p>In versions previous to SAP Business One 9.2, this function is for the Russia and China localizations only. As of SAP Business One 9.2, it is extended to all localizations.</p> </div> </li> <li> <p>Extension of G/L Account Levels</p> <p>You can now define a chart of accounts for your company with G/L accounts up to 10 levels.</p> <div data-bbox="587 1706 1359 1854" style="background-color: #fff9c4; padding: 5px;"> <p><b>i Note</b></p> <p>For the Hungary localization, the upper limit of G/L account levels remains unchanged at 11 levels.</p> </div> </li> <li> <p>Rename Chart of Accounts Drawers</p> </li> </ul>



---

Feature	Description
	You can now rename the drawers in the <i>Chart of Accounts</i> window. And the updated drawer names can be reflected in reports and other functions application-wide.

## 4 Sales and Purchasing

Table 4: Sales and Purchasing

Feature	Description
Enhancement of Reopen Sales/ Purchase Order Process	To better support real business processes, SAP Business One 9.2 now provides you with the option of reopening purchase or sales orders when you create credit memos for A/P or A/R reserve invoices drawn from corresponding orders.
Electronic Document Framework	If you enable this feature, you can generate marketing documents on the A/R side in electronic format. Through the electronic file manager, you can use various file formats custom tailored to your business requirements. Electronic documents can be automatically processed and sent through the SAP Business One Integration framework. The feature is available in all localizations.
Gross Freight	SAP Business One 9.2 now provides you with the option to define a freight amount that includes tax, according to your business requirements.

## 5 Business Partners

Table 5: Business Partners

Feature	Description
Opening Balance	In SAP Business One 9.2, you can now define the control account used for posting opening balance transactions for each business partner.
Campaign Management	<p>In SAP Business One 9.2, the campaign management function has been enhanced to let you perform the following:</p> <ul style="list-style-type: none"><li>• Create and manage campaigns for vendors</li><li>• Run existing campaigns</li></ul> <p>This allows you to run an existing campaign again, but without having to specify the same information again.</p>

# 6 Banking

Table 6: Banking

Feature	Description
Third-Party Checks	<p>You can now select an endorsable third-party check as a payment means in an outgoing payment, instead of endorsing the check by creating a manual journal entry.</p> <p><b>i</b> <b>Note</b> This feature is for all localizations except Belgium, Brazil, France, and the Netherlands.</p>
Checks for Payment	<p>You can now set authorizations for the following actions. All mentioned authorizations are located under <i>Checks for Payment of Outgoing Payments</i>.</p> <ul style="list-style-type: none"><li>• <i>Update Pay To</i> (for updating the <i>Pay To</i> field after checks are added)</li><li>• <i>Create Checks for Payment Without Journal Entry</i></li><li>• <i>Print Checks for Payment</i></li><li>• <i>Print Voided Checks for Payment</i></li><li>• <i>Reprint Checks for Previously Printed Payment</i></li></ul>

# 7 Inventory

Table 7: Inventory

Feature	Description																		
Inventory Posting and Inventory Opening Balances	The valuation rules have been enhanced for items managed by the serial/batch valuation method. Valuation of inventory variances (or inventory opening balances) is per serial number or per batch instead of per bin location or per warehouse.																		
Price Lists	SAP Business One 9.2 introduces the Prices Update Wizard. It provides multiple methods to let you update prices globally on item level.																		
Bin Locations	SAP Business One 9.2 lets you restrict bin locations according to the UoM of items stored in the bin locations. You can choose the following UoM restrictions: <ul style="list-style-type: none"> <li>• Specific UoM</li> <li>• Single UoM Only</li> <li>• Specific UoM Group</li> <li>• Single UoM Group Only</li> </ul>																		
Pick and Pack Enhancements	To provide more flexibility when picking items, SAP Business One 9.2 now lets you create pick lists without specifying any bin location for them.																		
Item Cost	To be able to track inventory costs, SAP Business One 9.2 blocks you from changing the costs directly in Item Master Data for inventory items that use the standard valuation method. In this case, you can change the inventory cost through the <i>Inventory Revaluation</i> window.																		
Extension of Field Length	<ul style="list-style-type: none"> <li>• In SAP Business One 9.2, the lengths of the following fields have been extended:</li> </ul> <p>Table 8: Extension of Field Length</p> <table border="1"> <thead> <tr> <th>Field</th> <th>Old Length</th> <th>New Length</th> </tr> </thead> <tbody> <tr> <td><i>Item No.</i></td> <td>20 characters</td> <td>50 characters</td> </tr> <tr> <td><i>Business Partner Catalog No.</i></td> <td>20 characters</td> <td>50 characters</td> </tr> <tr> <td><i>Resource No.</i></td> <td>20 characters</td> <td>50 characters</td> </tr> <tr> <td><i>User Code</i></td> <td>8 characters</td> <td>25 characters</td> </tr> <tr> <td><i>Mfr Catalog No.</i></td> <td>17 characters</td> <td>50 characters</td> </tr> </tbody> </table>	Field	Old Length	New Length	<i>Item No.</i>	20 characters	50 characters	<i>Business Partner Catalog No.</i>	20 characters	50 characters	<i>Resource No.</i>	20 characters	50 characters	<i>User Code</i>	8 characters	25 characters	<i>Mfr Catalog No.</i>	17 characters	50 characters
Field	Old Length	New Length																	
<i>Item No.</i>	20 characters	50 characters																	
<i>Business Partner Catalog No.</i>	20 characters	50 characters																	
<i>Resource No.</i>	20 characters	50 characters																	
<i>User Code</i>	8 characters	25 characters																	
<i>Mfr Catalog No.</i>	17 characters	50 characters																	

## 8 MRP and Production

Table 9: MRP and Production

Feature	Description
MRP Wizard	<p>In MRP Wizard – Step 3:</p> <ul style="list-style-type: none"> <li>• When adding items, you can now select items by both preferred vendor and UDFs defined in the Item Master Data.</li> <li>• For updating selected items, a new update method and more parameters have been provided.</li> </ul>
Basic Forecast	Warehouses are considered in forecasts now. You can create and maintain forecasts for items per warehouse.
Production Standard Cost Management	<p>The standard production cost update routine enables you to optionally and periodically synchronize the budgeted standard production costs with the actual valuation cost of the item.</p> <p>The standard production cost rollup routine for parent items enables you to optionally roll up the budgeted costs of item and resource components into the parent’s production standard cost through all bill of materials levels. The breakdown of a parent’s production standard cost is fully visible in the <i>Bill of Materials</i> window.</p> <p>The production standard cost is used as a benchmark to compare with actual production costs.</p>
Production Order Start Date and End Date Enhancements	<p>The following fields have been added to the production order:</p> <ul style="list-style-type: none"> <li>• <i>Start Date</i> in the header area</li> <li>• <i>Start Date</i> and <i>End Date</i> on the production order rows</li> </ul> <p>The values from the <i>Start Date</i> and <i>Due Date</i> fields are copied from the header into the relevant fields on the rows by default, but a user can manage the date ranges for each component line separately. MRP, ATP and resource capacity reports are also modified to support date ranges defined for each component separately.</p>
Posting Schemas for Manufacturing	<p>You can choose between two posting schemas for manufacturing in the <i>Document Settings</i> window for the production order:</p> <ul style="list-style-type: none"> <li>• Accounting with Balance Sheet Accounts Only</li> <li>• Accounting with Balance Sheet Accounts and Profit &amp; Loss Accounts</li> </ul> <p>If you choose the latter, offset accounts are used for postings related to issues for production, receipts from production, and production order.</p> <div style="background-color: #fff9c4; padding: 10px; margin-top: 10px;"> <p><b>i Note</b></p> <p>In versions previous to SAP Business One 9.2, this feature was enabled for the selected localizations. As of SAP Business One 9.2, it is extended to all localizations.</p> </div>

## 9 Service

Table 10: Service

Feature	Description
Addition of a Business Partner Tab in Service Call	You can now view the <i>Business Partner</i> tab of the <i>Service Call</i> window to get all the necessary details for handling the service call, with no need to navigate and search for the details in BP master data.
Support of Vendors in Service Module	Prior to SAP Business One 9.2, the service module supports the customer side only. You can track services that your company provides. Now, the service module is enhanced to support the vendor side. You can also track services that your company receives.

# 10 Human Resources

Table 11: Human Resources

Feature	Description
Relationship Map for Human Resources	<p>You can now work with the Relationship Map in the Human Resources Module. The enhancement is initialized through the right-click context menu.</p> <p>With the enhancement, the following options are available to display and work with:</p> <ul style="list-style-type: none"><li>• View employee master data records, including embedded photos of employees</li><li>• Visualize the manager and subordinates of each employee</li><li>• Display teams and roles of company employees</li></ul>



---

# 11 Project Management

Table 12: Project Management

Feature	Description
Project Management	The Project Management feature lets you manage your projects more effectively from start to finish. You can centralize all project related transactions, documents, resources, and activities. The feature helps you monitor the progress of tasks, stages, phases, and the overall project, analyze budget and costs, and generate reports on various aspects of the project, such as stage analysis, open issues, and resources.

## 12 Infrastructure

Table 13: Infrastructure

Feature	Description
Browser Access	You can access on-premises SAP Business One in a Web browser.
Job Service	<p>A job service has been introduced to manage alert settings on the server side. As an administrator, you can do the following in a Web browser:</p> <ul style="list-style-type: none"> <li>• Start and stop the service.</li> <li>• Create and manage the technical user used to execute the alerts. This technical user is associated with a particular SAP Business One user.</li> </ul> <p>Mailer settings are also managed by the job service; nevertheless, you still access the mailer settings in the SAP Business One service manager.</p>
Logging and Tracing	<p>The logging and tracing mechanism has been changed in the following aspects:</p> <ul style="list-style-type: none"> <li>• Storage centralization and other unifications: <ul style="list-style-type: none"> <li>◦ Log files for different components and operations are stored centrally in the same directory.</li> <li>◦ Log files on client workstations are transferred regularly to the shared folder <i>BI_SHR</i>.</li> <li>◦ Log files follow the same naming convention.</li> <li>◦ The log file format is CSV.</li> </ul> </li> <li>• New logging and tracing objects: <ul style="list-style-type: none"> <li>◦ Additional information has been added to the Microsoft SQL Server trace to help identify SAP Business One operations that trigger respective transact-SQL statements. This information may be the form ID, the business object ID, or the table name.</li> <li>◦ UI events are logged in the SAP Business One client log files.</li> </ul> </li> <li>• Logger settings: <ul style="list-style-type: none"> <li>◦ You can enable verbose logging to record log messages of all severities for the SAP Business One client. One click enables or disables verbose logging.</li> <li>◦ You no longer need to restart the SAP Business One client after changing the logger settings.</li> </ul> </li> </ul>
Localization-Specific Online Help	<p>The online help has been enhanced, providing to each company information related only to localization-specific features and generic features.</p> <p>SAP Business One launches the localized online help files according to the localization of the company database, in both new and upgraded companies.</p> <p>The localized online help is context sensitive and available in all languages, similar to the online help used in previous releases.</p>

---

Feature	Description
	To launch the file containing information about the local features only, choose <a href="#">▶ Help ▶ Documentation ▶ Country-Specific Info ▶</a> .

---

## 13 Lifecycle Management

Table 14: Lifecycle Management

Feature	Description
Setup Wizard	The installation wizard and the upgrade wizard have been merged into one setup wizard. You can use the setup wizard to perform both installation and upgrade.
Simplified CD Image	The structure of the SAP Business One product CD (installation package and upgrade package) has been simplified. However, please note that the demo databases are available only in the installation package.

# 14 Licensing

Table 15: Licensing

Feature	Description
Logon Limitations	<ul style="list-style-type: none"><li>• Apply logon limitations for indirect access: Only one machine can run an add-on at any one time. An exception will occur if a second machine attempts to log on. Only add-ons within the SAP Business One client are permitted to remain working on both a locked and working machine. This is the only case where two add-on sessions can run simultaneously.</li><li>• Apply logon limitations for browser access: It is possible to log on from only one machine or browser. A second logon attempt from another machine or browser will fail.</li></ul>
On Premise Support User	For SAP Business One On Premise only, a locked support user account is created during installation. This user account is provided for support/consulting purposes; it does not require a license, but it does have stricter logging requirements to prevent misuse. In order to use this account, first ensure that RSP is activated, then unlock the account and set a password.

# 15 Implementation Tools

Table 16: Implementation Tools

Feature	Description
Quick Copy enhancements	<p>The following data categories are supported by Quick Copy:</p> <ul style="list-style-type: none"><li>• User group authorization</li><li>• Data ownership (for documents and business partners)</li><li>• Forecasts</li><li>• Completion of the Financials module</li><li>• Field naming and formatting</li><li>• Multi-language translation</li><li>• Cockpits and dashboards (only non Fiori-style cockpits and dashboards are supported)</li></ul>

## 16 Extensibility

SAP Business One is equipped with a programming API based on COM technology. You can use the functional scope of SAP Business One as supplied, or adapt it to your specific requirements. The API is delivered as a Software Development Kit (SDK), including development documentation and code samples. The SAP Business One SDK enables you to extend and change the functionality of SAP Business One to create industry and company functionality and interfaces with third-party tools.

### 16.1 Software Development Kit (SDK)

Table 17: Software Development Kit (SDK)

Feature	Description
UI API: Modal Form	<p>System forms have a modal form capability. A modal form appears on top of other forms. Until you close it, you cannot use the forms underneath. This feature was available to system forms already, and now it has been extended to UI API to be used for custom forms.</p> <p>Add-on codes can create a modal form using either the <code>Forms.AddEx</code> method or the <code>Application.LoadBatchActions</code> method.</p>
UI API: Grid Performance Enhancements	<p>Performance has been improved for:</p> <ul style="list-style-type: none"><li>• Changing settings of multiple rows and cells in Grid/Matrix. In UI API, the <code>CommonSetting</code> object now provides two new XML based methods, <code>CommonSetting.UpdateFromXML</code> and <code>CommonSetting.GetAsXML</code>, for batch operations.</li><li>• Loading data in grids with data tables.</li></ul>
UI API: Item Level Event Filter	<p>A new optional filter type of item has been added in UI API. If used, this filter ensures that only events from the white listed items that also match the event types and forms filters will be passed through the SDK.</p>
DI API: New Services for Resources	<p>New DI API services related to the resource module are available.</p>

### 16.2 User-Defined Tables (UDT) and User-Defined Fields (UDF)

Table 18: User-Defined Tables (UDT) and User-Defined Fields (UDF)

Feature	Description
Auto-Increasing UDT	<p>Prior to SAP Business One 9.2, you must specify the primary key of a UDT table when creating a UDT. Now, a new auto-increment type of UDT, in which you do not need to enter a unique key, has been introduced. When you enter new data in a form, the application will automatically specify a key (hidden number).</p>

Feature	Description																		
	In the <i>User-Defined Tables - Setup</i> window (from the menu bar, choose ► <i>Tools</i> ► <i>Customization Tools</i> ► <i>User-Defined Tables - Setup</i> ⌵), a new object type <i>No Object with Auto Increment</i> has been added to the dropdown list of the <i>Object Type</i> field. After you apply this type, the application creates a user-defined table with two fields, <i>Code</i> and <i>Name</i> . The <i>Code</i> field is auto-increasing.																		
UDF Can Link to System Object	Prior to SAP Business One 9.2, when you create dropdowns you can link only to custom lists. Now, you can select from a system list.																		
Extension of Field Length	<p>The lengths of the following fields have been extended:</p> <ul style="list-style-type: none"> <li>UDF (metadata level):</li> </ul> <p>Table 19: Extension of Field Length</p> <table border="1"> <thead> <tr> <th>Field</th> <th>Old Length</th> <th>New Length</th> </tr> </thead> <tbody> <tr> <td><i>Title</i></td> <td>18 characters</td> <td>50 characters</td> </tr> <tr> <td><i>Description</i></td> <td>30 characters</td> <td>80 characters</td> </tr> </tbody> </table> <ul style="list-style-type: none"> <li>UDT (DB schema level):</li> </ul> <p>Table 20: Extension of Field Length</p> <table border="1"> <thead> <tr> <th>Field</th> <th>Old Length</th> <th>New Length</th> </tr> </thead> <tbody> <tr> <td><i>Code</i></td> <td>30 characters</td> <td>50 characters</td> </tr> <tr> <td><i>Name</i></td> <td>30 characters</td> <td>100 characters</td> </tr> </tbody> </table>	Field	Old Length	New Length	<i>Title</i>	18 characters	50 characters	<i>Description</i>	30 characters	80 characters	Field	Old Length	New Length	<i>Code</i>	30 characters	50 characters	<i>Name</i>	30 characters	100 characters
Field	Old Length	New Length																	
<i>Title</i>	18 characters	50 characters																	
<i>Description</i>	30 characters	80 characters																	
Field	Old Length	New Length																	
<i>Code</i>	30 characters	50 characters																	
<i>Name</i>	30 characters	100 characters																	

## 16.3 User-Defined Objects (UDO)

Table 21: User-Defined Objects (UDOs)

Feature	Description
Store UDO Form Size Settings	Prior to SAP Business One 9.2, Header-Line style UDO forms did not remember the size and position. Now when you change the size or position, it will be remembered after you close the form and logoff. Every time you open the form, it will appear with the same size and position when you close it.

## 16.4 Remote Support Platform for SAP Business One (RSP)

Table 22: Remote Support Platform for SAP Business One (RSP)




Feature	Description
New Version of Remote Support Platform	<p>Version 3.2 of the Remote Support Platform (RSP) is available. This version brings new abilities such as:</p> <ul style="list-style-type: none"> <li>Ability to synchronize company database information from System Landscape Directory (SLD) in RSP.</li> </ul>



Feature	Description
	<ul style="list-style-type: none"> <li>• Ability to heal SAP HANA database; should healing tasks be necessary, they will be delivered.</li> <li>• Ability to schedule regular backups of SAP HANA database, and delete old backups automatically.</li> <li>• In RSP Studio partners are able to approve/decline SAP RSP tasks and adjust their schedule, including patch download, for their customers.</li> <li>• Delivery of a technical user for RSP backend communication.</li> </ul> <p>For more information, see the What's New in Remote Support Platform 3.2 document.</p>

# Typographic Conventions

Table 23

Example	Description
<Example>	Angle brackets indicate that you replace these words or characters with appropriate entries to make entries in the system, for example, "Enter your <User Name>".
▶ Example ▶ Example ▸	Arrows separating the parts of a navigation path, for example, menu options
<b>Example</b>	Emphasized words or expressions
<b>Example</b>	Words or characters that you enter in the system exactly as they appear in the documentation
<a href="http://www.sap.com">www.sap.com</a> 	Textual cross-references to an internet address
<a href="#">/example</a>	Quicklinks added to the internet address of a homepage to enable quick access to specific content on the Web
<a href="#">123456</a> 	Hyperlink to an SAP Note, for example, SAP Note <a href="#">123456</a> 
<i>Example</i>	<ul style="list-style-type: none"> <li>Words or characters quoted from the screen. These include field labels, screen titles, pushbutton labels, menu names, and menu options.</li> <li>Cross-references to other documentation or published works</li> </ul>
Example	<ul style="list-style-type: none"> <li>Output on the screen following a user action, for example, messages</li> <li>Source code or syntax quoted directly from a program</li> <li>File and directory names and their paths, names of variables and parameters, and names of installation, upgrade, and database tools</li> </ul>
EXAMPLE	Technical names of system objects. These include report names, program names, transaction codes, database table names, and key concepts of a programming language when they are surrounded by body text, for example, SELECT and INCLUDE
<span style="border: 1px solid black; padding: 2px;">EXAMPLE</span>	Keys on the keyboard

[www.sap.com](http://www.sap.com)

© Copyright 2015 SAP SE or an SAP affiliate company. All rights reserved.

No part of this publication may be reproduced or transmitted in any form or for any purpose without the express permission of SAP SE or an SAP affiliate company.

SAP and other SAP products and services mentioned herein as well as their respective logos are trademarks or registered trademarks of SAP SE (or an SAP affiliate company) in Germany and other countries. All other product and service names mentioned are the trademarks of their respective companies. Please see [www.sap.com/corporate-en/legal/copyright/index.epx#trademark](http://www.sap.com/corporate-en/legal/copyright/index.epx#trademark) for additional trademark information and notices.

Please see [www.sap.com/corporate-en/about/legal/copyright/thirdparty-notices.html](http://www.sap.com/corporate-en/about/legal/copyright/thirdparty-notices.html) for third party trademark information and notices.

Please see <https://help.sap.com/disclaimer-full> for important disclaimers and legal information.

#### **JAVA™ DISCLAIMER**

Some components of this product are based on Java™. Any code change in these components may cause unpredictable and severe malfunctions and is therefore expressly prohibited, as is any decompilation of these components.

Any Java™ Source Code delivered with this product is only to be used by SAP's Support Services and may not be modified or altered in any way.

#### **SAP BUSINESS ONE – ADDITIONAL COPYRIGHTS & TRADEMARKS**

DotNetZip, .NET, SQL Server, Visual C++, Visual #, and Windows Installer are registered trademarks of Microsoft Corporation.

DynaPDF is a trademark of DynaForms Software For Documents - Jens Boschulte.

EDTFTPJ/PRO is a trademark of Enterprise Distributed Technologies.

InstallAnywhere and InstallShield are trademarks of Flexera Software LLC.

SEE4C (SMTP/POP3 Email Engine Library for C/C++) is the copyright of MarshallSoft Computing, Inc.

Victor Image Processing Library and VIC32 are trademarks of Catenary Systems. The Victor Image Processing Library is copyright material. This includes the source code, object code, dlls, examples, and documentation. This material is protected by United States copyright law as well as international copyright treaty provisions.